



**12 Foreword**

**14 Introduction**

**22 Seeing**

**23 On Reading Photographs**

24 1. Center of Interest

24 2. What is the Image About?

25 3. What is the Photograph About at a Deeper Level?

25 4. What are the Parts of the Image and How Do they Relate?

26 5. Tonalities

27 6. Emotional Impact

27 7. Flaws

28 Reading My Photographs

29 What is the Photograph About?

29 What is the Photograph About at a Deeper Level?

29 What are the Parts of the Image and How Do They Relate?

30 Tonalities

30 Negative Space

30 Balance

30 Framing

30 Emotional Impact

31 Flaws

**35 Is Beauty Essential to Great Photographs?**

**39 Elements of a Great Photograph**

**42 What Photographs Well?**

**48 Photographing Clichés**

**50 It's Been Done Before**

**52 Noticing Subject Matter**

**58 Finding Images**

**59 Working the Scene—Part 1**

**61 Working the Scene—Part 2**

**63 The Poison of Preconceived Ideas**


**64 Finding Inspiration—Interest Comes First**

**68 Rules for Looking**

**69 Seeing Fatigue**

**70 There's Nothing Here to Photograph**


**72 Where Should You Point the Camera?**



**18 My Portfolio: Elbow Canyon**



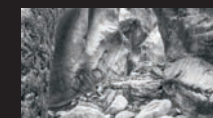
**20 My Portfolio: Ice 1**



**54 My Portfolio: Machinery**



**56 My Portfolio: ADM Mill**



**74 My Portfolio: Canyon 2**




**76 My Portfolio: Rust Rings**



**78 Composing**  
 79 Drawing to Make Photographs  
 82 Complicated doesn't Cut It  
 85 Does an Image Need a Center of Interest?  
 86 How Close to Perfect is Needed?  
 90 Decisions and Compromises  
 93 Your Options  
 94 Where should you Point the Camera?  
 96 Framing Your Images  
 97 The Art and Religion of Cropping  
 98 To Crop or Not to Crop, That is the Question  
 99 Formats and Aspect Ratios  
 101 What About Cropping Both Ways?  
 102 Back To Framing  
 103 Framing Assistants  
 104 What Edges Can Do For Your Images


**105 Working On Edges**  
 109 Corners and What To Do With Them  
 111 Example Images—Composing Corners and Edges  
**112 Cropping For Good**  
 113 Summary



**120 Assessing Images**  
 121 Initial Disappointment  
 123 Selecting Images for Presentation  
 131 More on Picking Our Best Work  
 134 Image Deficiencies  
 135 Top Ten Reasons Why Images Fail




**144 Mind Games**  
 145 Stuck In a Rut  
 147 Dealing With Slumps  
 147 Twelve Ways to Challenge Yourself  
 151 Career, Family, and Photography  
 154 Dealing With Disappointment  
 154 Cognitive Therapy  
 156 Photographic Flops  
 158 Equipment Envy  
 161 How Good the Equipment?  
 162 Money  
 162 Statistics and the Odds of Success  
 165 On Negative Thinking  
 169 Looking for Perfection—The Price of Experimenting



**116 My Portfolio: Centre Street**



**118 My Portfolio: Diagonal Sunbeam**




**140 My Portfolio: Burned Stump**



**142 My Portfolio: Tree Reflection**



**172 My Portfolio: Wet Shale**



**174 My Portfolio: Windshield**



## 176 Taking Your Photography To The Next Level

### 177 Introduction

### 178 Part 1—Finding Your Level

#### 179 Measuring Print Quality

#### 180 Identifying Your Technical Level

180 *Technical Level 1*

180 *Technical Level 2*

180 *Technical Level 3*

180 *Technical Level 4*

181 *Technical Level 5*

181 *Technical Level 6*

#### 181 Identifying Your Aesthetic Level

181 *Aesthetic Level A*

182 *Aesthetic Level B*

182 *Aesthetic Level C*

182 *Aesthetic Level D*

183 *Aesthetic Level E*

184 *Aesthetic Level F*

184 *Aesthetic Level G*

#### 184 Finding Your Level

### 184 Part 2—Getting Help To Assess Your Level

#### 184 Assessing Your Technical and Aesthetic Skills

184 *Technical Levels*

185 *Aesthetic Levels*

185 Self Assessment

187 Getting Help

188 The Worst Kind of Feedback

188 Obtaining Feedback

190 But I Don't Know Anyone

193 How to Translate Feedback into Levels

193 Listening to Your Fellow Participants' Critiques

194 The Virtual Workshop

194 Conclusion

### 195 Part 3—Moving On, Making Better Images

#### 197 The Differences Between Levels

197 *Technical Level 1 to 2*

199 *Technical Level 2 to 3*

199 *Technical Level 3 to 4*

200 *Technical Level 4 to 5*

201 *Technical Level 5*

202 *Aesthetic Skills*

203 *Aesthetic Level A*

204 *Aesthetic Level B*

204 *Aesthetic Level C*

207 *Aesthetic Level D*

207 *Aesthetic Level E*


210 *Aesthetic Level F*

## 214 My Equipment and Techniques

## 217 In Summary

## 218 Print Offer

## 219 Print Offer Order Form



## 212 My Portfolio: Windowpan